





Linn County REC – ELSTER/HONEYWELL – A3 Three Phase Meter Display


The three-phase meters display 6 items. The numbers 1-5 are displayed in the upper left corner and the 7 display is the segment test, which light up all areas of the display for verification all segments are working. The label is displayed directly numbers 1-5.


Photos are in the order of display 1-6.

	<u>Label</u>	<u>Item Displayed</u>
1.	TOTAL KW h	+kWh (TOTAL)
2.	MAX KW	kW (15-minute Demand)
3.	Rate A KW h	+kWh (ON PEAK)
4.	Rate C KW h	+kWh (OFF PEAK)
5.	TOTAL KW h	-kWh (TOTAL GENERATION OR REVERSE kWh)
6.	hoPS	# of Hops – AMI Communications
7.	888 Segment Test	









Z03210PM0LM-08 Pkh _____ VTR _____ :1
TYPE A3RALNQ Mult. by 40 CTR 200 :5

8191C

000000.0
PREV SEAS
DATE ABCD
MONT CUM
RESETS MAX
TOTAL KVARh

A B C

SERIAL # 122304003
Linn County REC

elster

LAN ID: *055-0015338804*
Contains FCC ID: QZC-MNIC

*KZG122304003



CL20, 120 TO 480V, 4WY or 4WD, 60Hz
FM 05 (05) Watthour Meter
NS 09 04-1619QM-03
Kh 1.8
P/R 24
TA 2.5